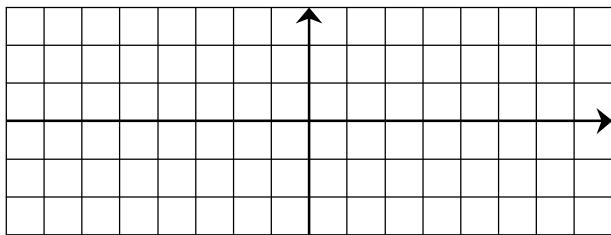


EXERCICE 2A.1

Dans chaque cas, compléter le tableau de variation de f , puis tracer une courbe qui pourrait être celle de f .

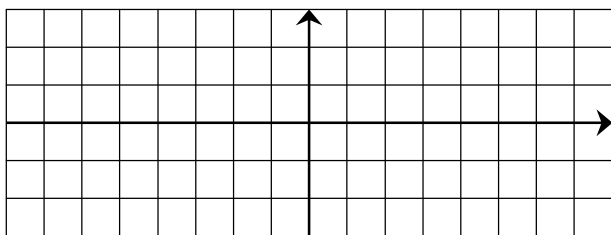
a.

x	-5			6
$f'(x)$			+	
$f(x)$	-1			3



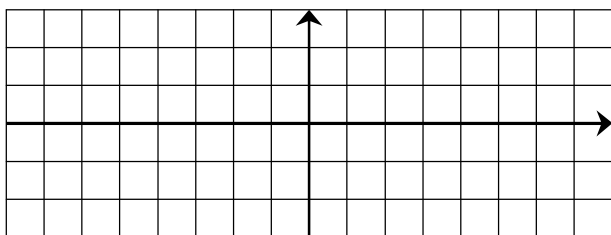
b.

x	-3		1	4
$f'(x)$		-	0	-
$f(x)$	2		-1	-3



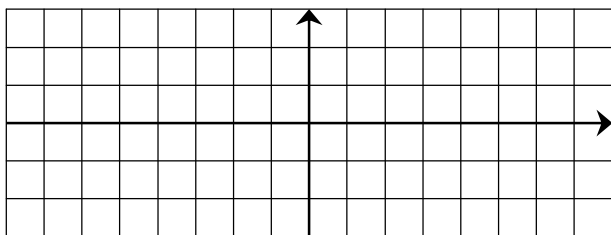
c.

x	-5		-3		1		3
$f'(x)$		-	0		+	0	-
$f(x)$	3		-1		2		-3



d.

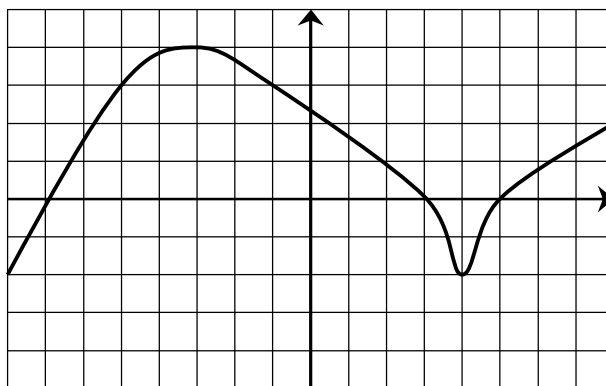
x	-7		-4		1		2
$f'(x)$		-	0		-	0	-
$f(x)$	3		1		-1		-3



EXERCICE 2A.2

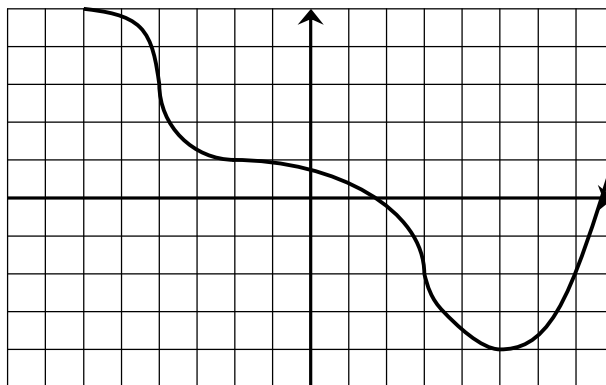
Dresser le tableau de variation chaque fonction (y compris le signe et les valeurs nulles de la dérivées) à partir de sa courbe.

a.



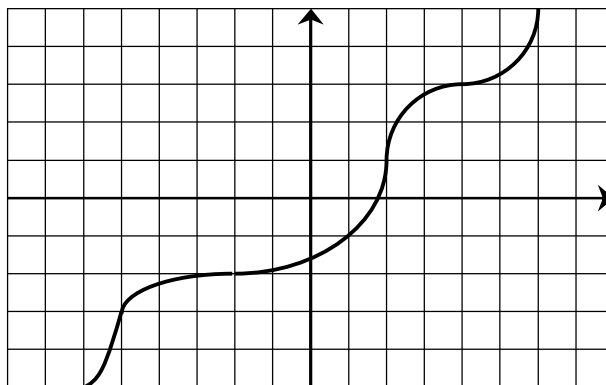
x			
$f'(x)$			
$f(x)$			

b.



x			
$f'(x)$			
$f(x)$			

c.



x			
$f'(x)$			
$f(x)$			