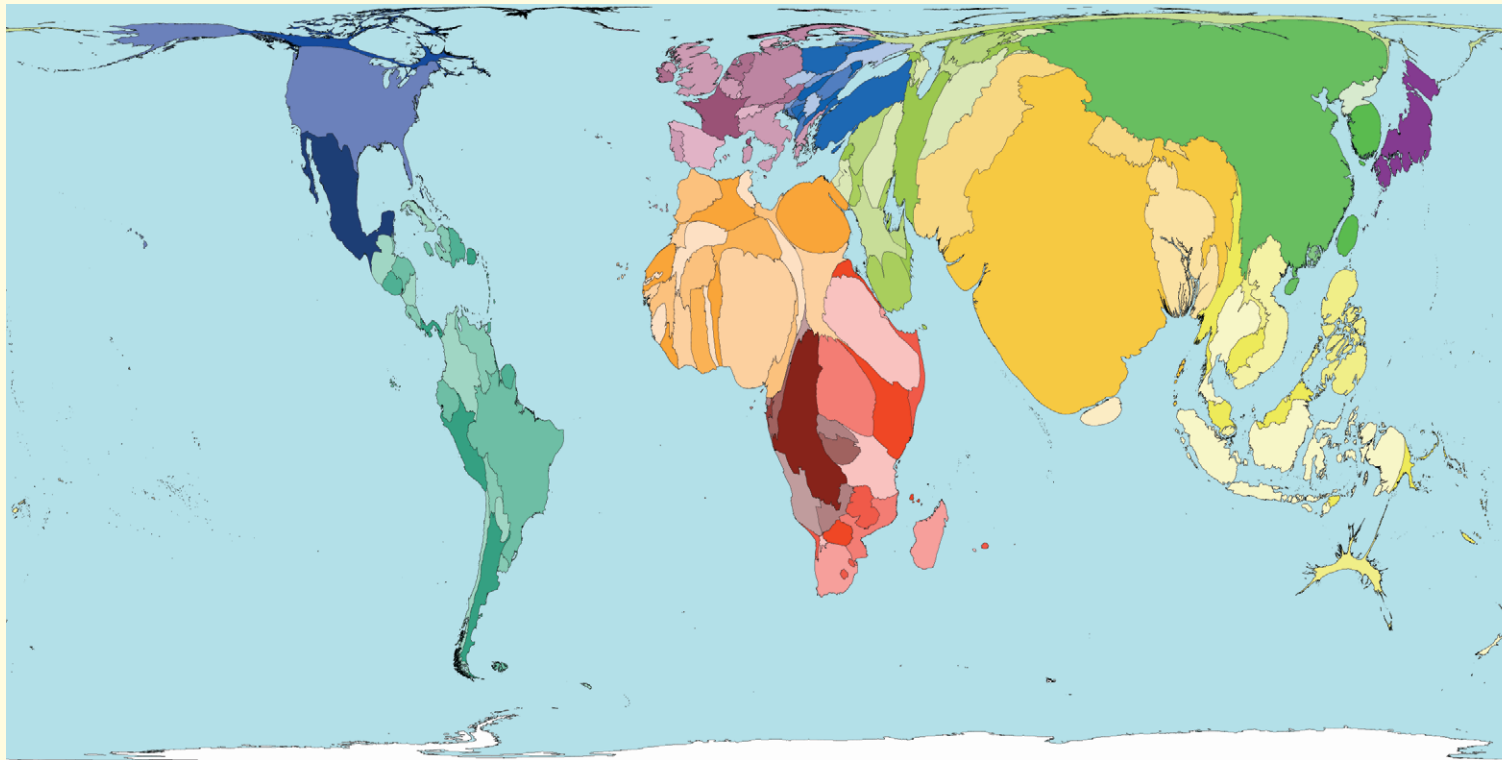


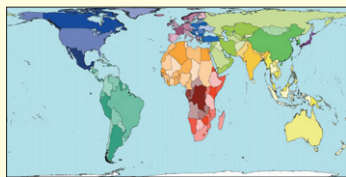
Population 2050



By 2050 it is estimated that the earth's human population will be 9.07 billion. 62% of the people will live in Africa, Southern Asia and Eastern Asia – numerically this is the same as if all the world's current population lived just in these regions. In addition another 3000 000 000 will be spread across the rest of the world.

All numbers shown here are estimates – estimates are rarely perfect.

This map shows the predicted distribution for the estimated world population in 2050.



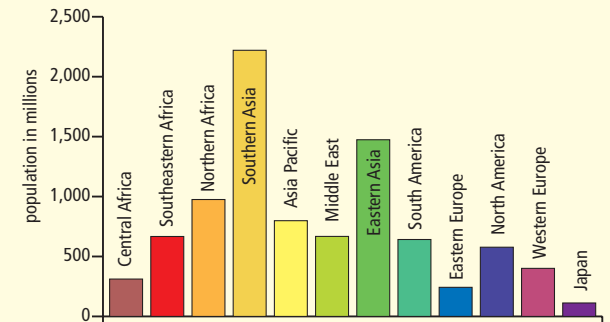
Land area

TWENTY HIGHEST PREDICTED POPULATIONS IN 2050

Rank	Territory	Value	Rank	Territory	Value
1	India	1593	11	Mexico	139
2	China	1372	12	Philippines	127
3	United States	395	13	Uganda	127
4	Pakistan	305	14	Egypt	126
5	Indonesia	285	15	Viet Nam	117
6	Nigeria	258	16	Japan	112
7	Brazil	253	17	Russian Federation	112
8	Bangladesh	243	18	Islamic Republic of Iran	102
9	Democratic Republic of Congo	177	19	Turkey	101
10	Ethiopia	170	20	Afghanistan	97

population in millions

POPULATION DISTRIBUTION YEAR 2050



Technical notes

- Data source: United Nations, 2004, World Population Projections
- The predicted population mapped here is based on a medium population variant.
- See website for further information.

“The choices that today's generation of young people aged 15-24 years make about the size and spacing of their families will determine whether Planet Earth will have 8, 9 or 11 billion people in the year 2050.” United Nations Population Fund, 1999