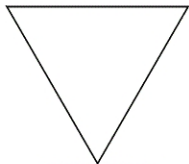
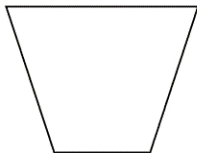
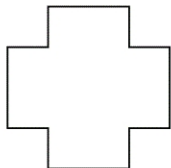

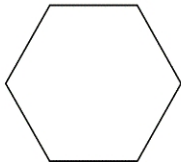


Nom

Date

 $\frac{1}{2}$ FRACTIONS $\frac{1}{4}$ 

Partage ces figures comme indiqué par la fraction.
Colorie ensuite une part de chaque partage.

Trace $\frac{1}{2}$ Trace $\frac{1}{2}$ Trace $\frac{1}{4}$ Trace $\frac{1}{4}$ Trace $\frac{1}{2}$ Trace $\frac{1}{4}$ **Petit rappel :**

Si tu veux obtenir la moitié d'une figure, tu dois la partager en 2 parties égales. Pour le quart, le partage est en 4 parties égales.

Nom

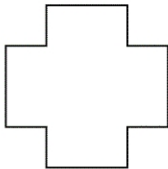
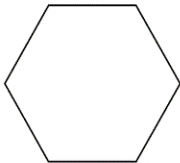
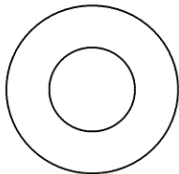

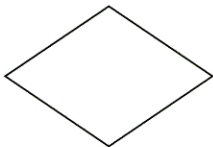




Date



$\frac{1}{4}$

FRACTIONS

Partage chacune de ces figures pour obtenir des quarts.



Petit rappel :

Quand on partage une figure pour obtenir des quarts, on partage la figure en quatre parties égales.