
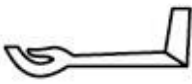






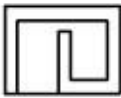



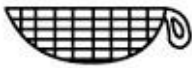














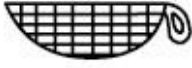




LES HIÉROGLYPHES, l'écriture égyptienne

Les Égyptiens de l'Égypte Antique écrivaient en hiéroglyphes. Les hiéroglyphes sont des petits dessins - des êtres ou des objets sous forme d'images, si bien que même un enfant peut identifier du premier coup d'œil, par exemple, un oiseau ou une barque - qui sont chacun associés à une lettre de l'alphabet. Plusieurs hiéroglyphes constituent donc un mot. Il existe un nombre invraisemblable de hiéroglyphes: environ 700 signes hiéroglyphiques.

 A	 B	 B	 C	 D	 E
 F	 G	 H	 H	 I	 J
 K	 L	 M	 N	 N	 O
 P	 Q	 R	 S	 T	 T
 U	 V	 W	 X	 Y	 Z

On écrivait les noms à l'intérieur d'un petit dessin appelé cartouche. Voici des exemples:


Alexandre le grand
ALKSENDRS




Cléopâtre
KLEOPATRA


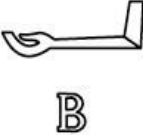


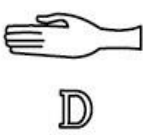






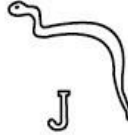
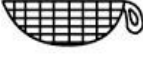














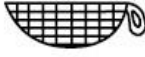




Ptolémée
PTOLMYS


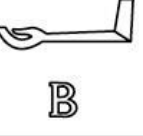
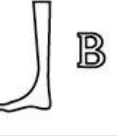
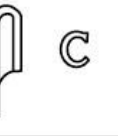
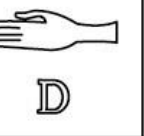






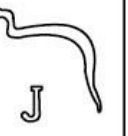
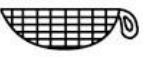








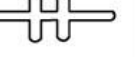










Essaie de dessiner ton prénom dans la cartouche; tu peux aussi découper les images sur l'alphabet que la maitresse te donne:



 A	 B	 B	 C	 D	 E
 F	 G	 H	 H	 I	 J
 K	 L	 M	 N	 N	 O
 P	 Q	 R	 S	 T	 T
 U	 V	 W	 X	 Y	 Z

Pour découper sur la cartouche

 A	 B	 B	 C	 D	 E
 F	 G	 H	 H	 I	 J
 K	 L	 M	 N	 N	 O
 P	 Q	 R	 S	 T	 T
 U	 V	 W	 X	 Y	 Z

Voici les hiéroglyphes - chiffres utilisés par les égyptiens

1	10	100	1000	10000	100000	1000000
	∩	ϩ	⌋	∩	∩	⌋

Essayons d'écrire plusieurs nombres comme les égyptiens:

