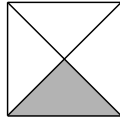


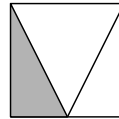
# Chapitre 2 : Fractions et partages

**Exercice 1 : Trois élèves ont voulu colorier un tiers de la surface d'un carré. Ont-ils juste ? Justifier.**

Hélène



Lucie



Jean



Hélène : \_\_\_\_\_

\_\_\_\_\_

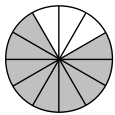
Lucie : \_\_\_\_\_

\_\_\_\_\_

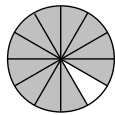
Jean : \_\_\_\_\_

\_\_\_\_\_

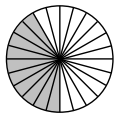
**Exercice 2 : Pour chaque figure, indique la fraction de la surface qui est coloriée.**



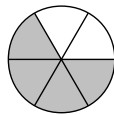
.....  
-----



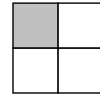
.....  
-----



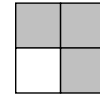
.....  
-----



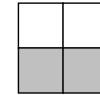
.....  
-----



.....  
-----




.....  
-----




.....  
-----



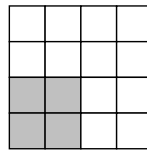
.....  
-----



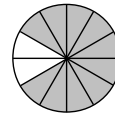
.....  
-----



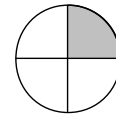
.....  
-----



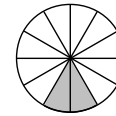
.....  
-----



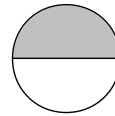
.....  
-----



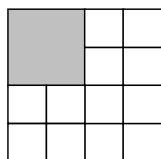
.....  
-----



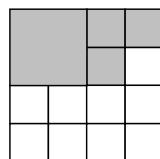
.....  
-----



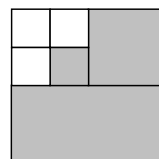
.....  
-----



.....  
-----

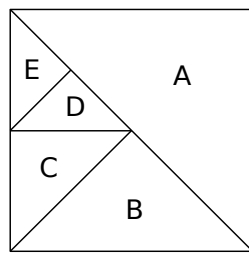


.....  
-----



.....  
-----

**Exercice 3 : Ecrire la fraction de l'aire du carré que représente chaque morceau.**



A = .....

D = .....


B = .....

E = .....

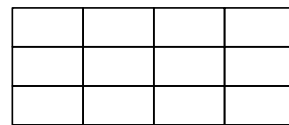
C = .....

**Exercice 4 : Colorier les trois quarts de la surface de chaque figure.**

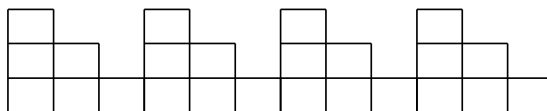
a.




b.



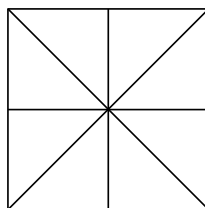
c.




d.



e.

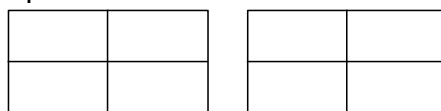


f.

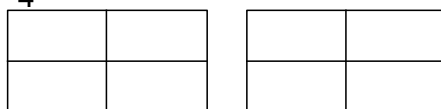


**Exercice 5 : Colorier une surface représentant ...**

$\frac{5}{4}$  de l'aire du rectangle (en rouge) ;

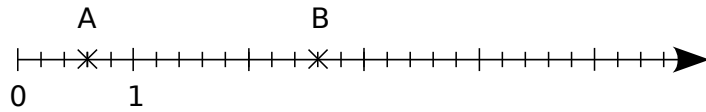


$\frac{6}{4}$  de l'aire du rectangle (en vert).

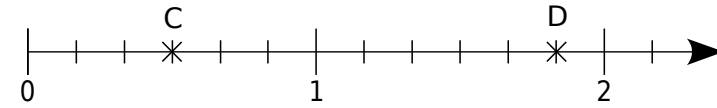


**Exercice 6 : Ecrire, sous forme de fraction, l'abscisse de chaque point.**

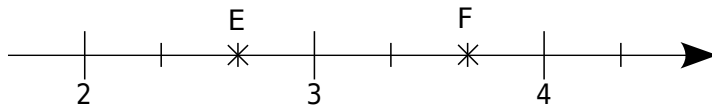
a. Abscisse de A : ..... Abscisse de B : .....



b. Abscisse de C : ..... Abscisse de D : .....

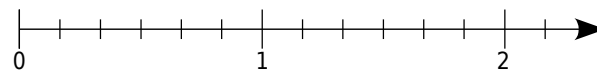


c. Abscisse de E : ..... Abscisse de F : .....

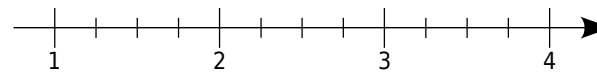


**Exercice 7 : Placer les points suivants sur l'axe gradué.**

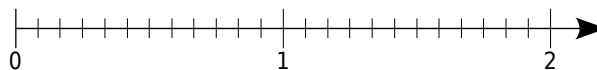
a.  $A\left(\frac{5}{6}\right)$      $B\left(\frac{9}{6}\right)$      $C\left(\frac{10}{6}\right)$



b.  $D\left(\frac{5}{4}\right)$      $E\left(\frac{9}{4}\right)$      $F\left(\frac{7}{2}\right)$



c.  $G\left(\frac{9}{12}\right)$      $H\left(\frac{3}{2}\right)$      $I\left(\frac{3}{4}\right)$



**Exercice 8 : Voici un segment  $[AB]$  tracé sur un « guide âne » (ensemble de droites parallèles).**

Sur les droites ci-dessous :

a. reporte un segment dont la longueur est égale à un cinquième de celle du segment  $[AB]$ .


\_\_\_\_\_

b. reporte un segment dont la longueur est égale à trois cinquièmes de celle du segment  $[AB]$ .

\_\_\_\_\_

c. reporte un segment dont la longueur est égale à sept cinquièmes de celle du segment  $[AB]$ .


\_\_\_\_\_



**Exercice 9 : Ci-dessous, repasser :**

---

en rouge, un segment dont la longueur est égale à  $\frac{3}{7}$  de celle du segment [CD] ;



en bleu, un segment dont la longueur est égale à  $\frac{9}{7}$  de celle du segment [EF].



